



## **The 5<sup>th</sup> Meeting of the Regional Scientific and Technical Committee**

For Establishment and Operation of a Regional System of Fisheries Refugia in the South China Sea and Gulf of Thailand,  
16 – 17 March 2022, 08:30-12:00 (GMT+7), Virtual Meeting

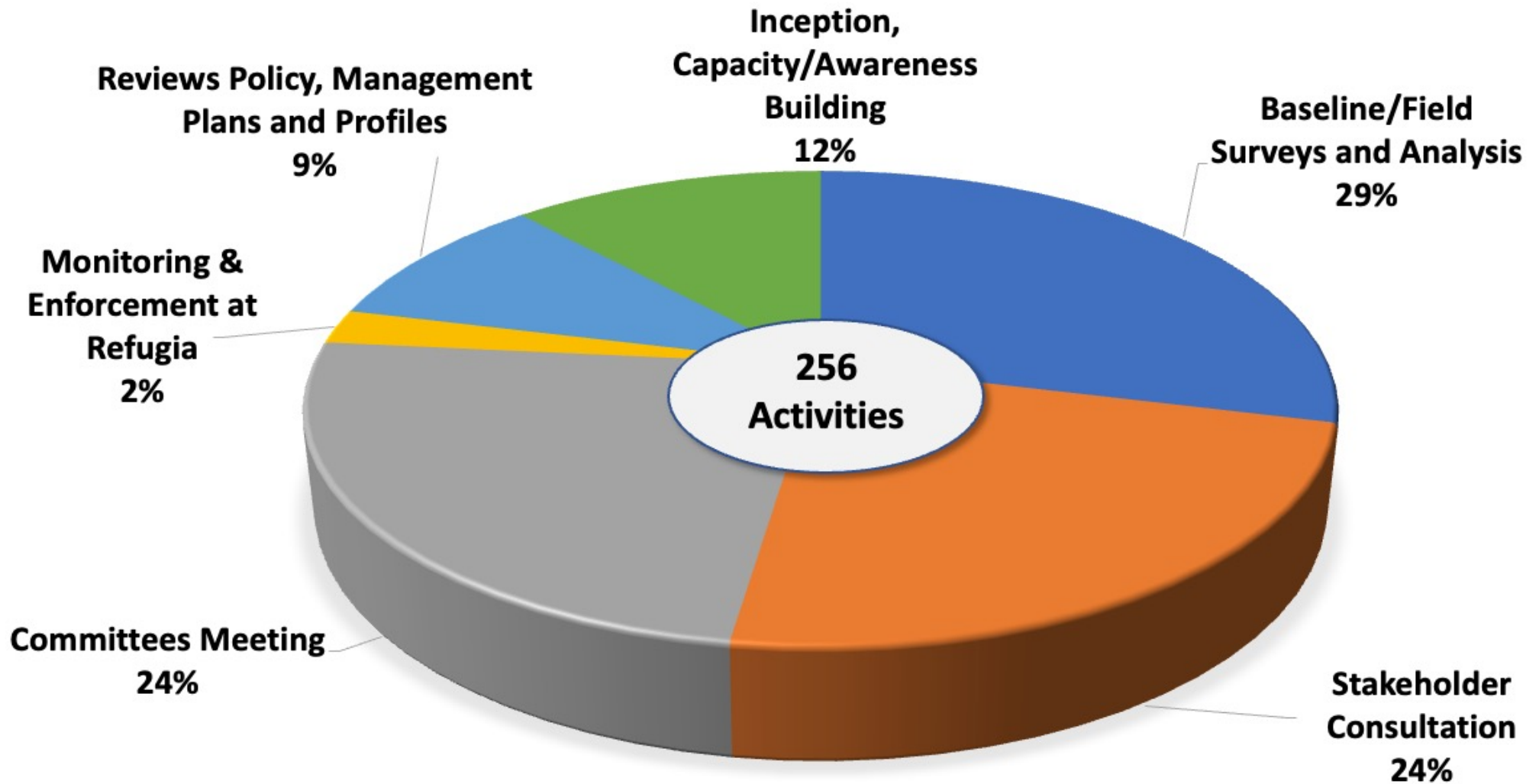
# **AGENDA 4**

# **YEAR-END REPORT FOR 2021**

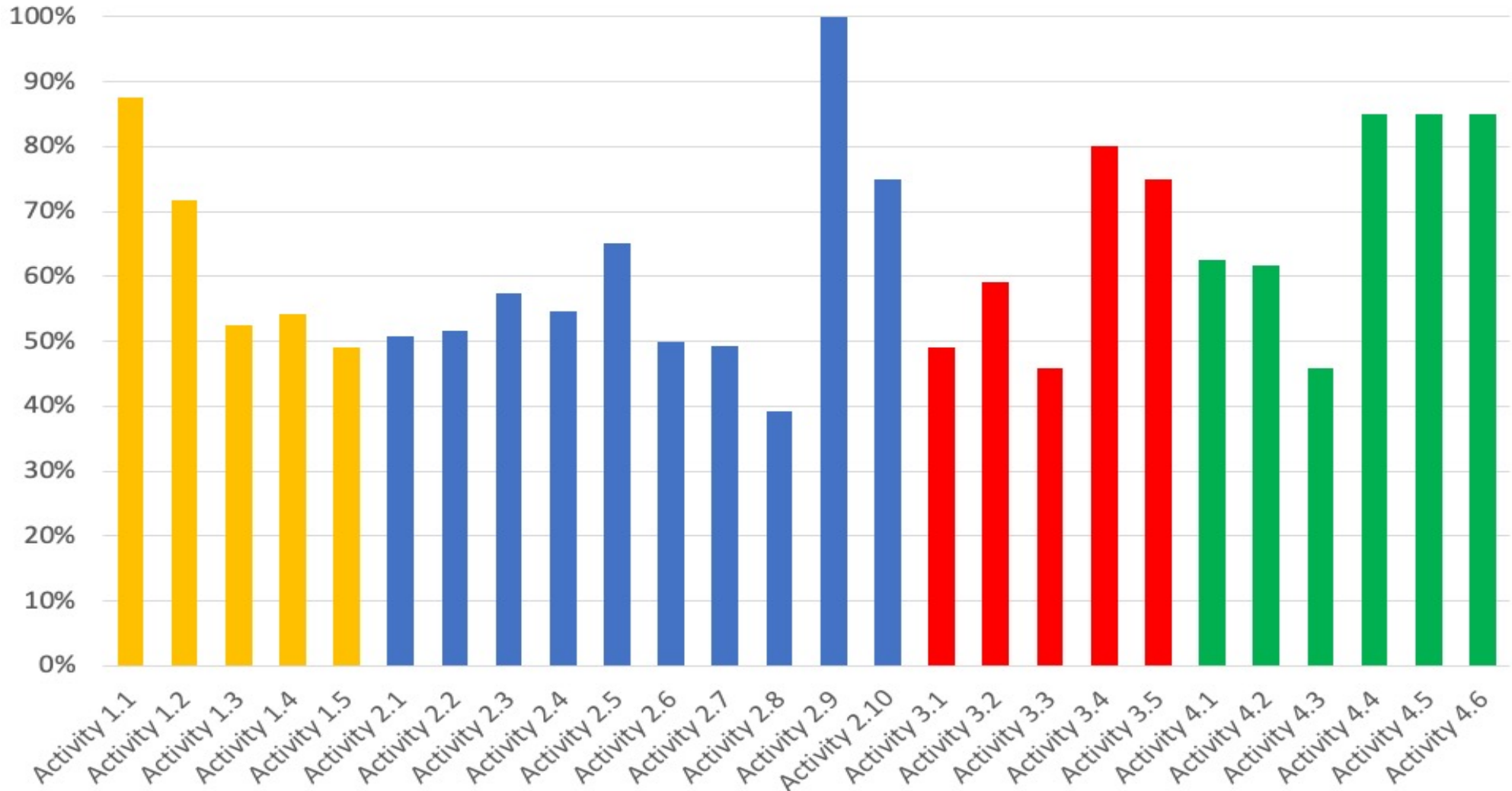
# **EXECUTIVE SUMMARY**

**PCU**

# National Activities as of 31 DEC 2021



## Progress in % by Activities As of 31 DEC 2021



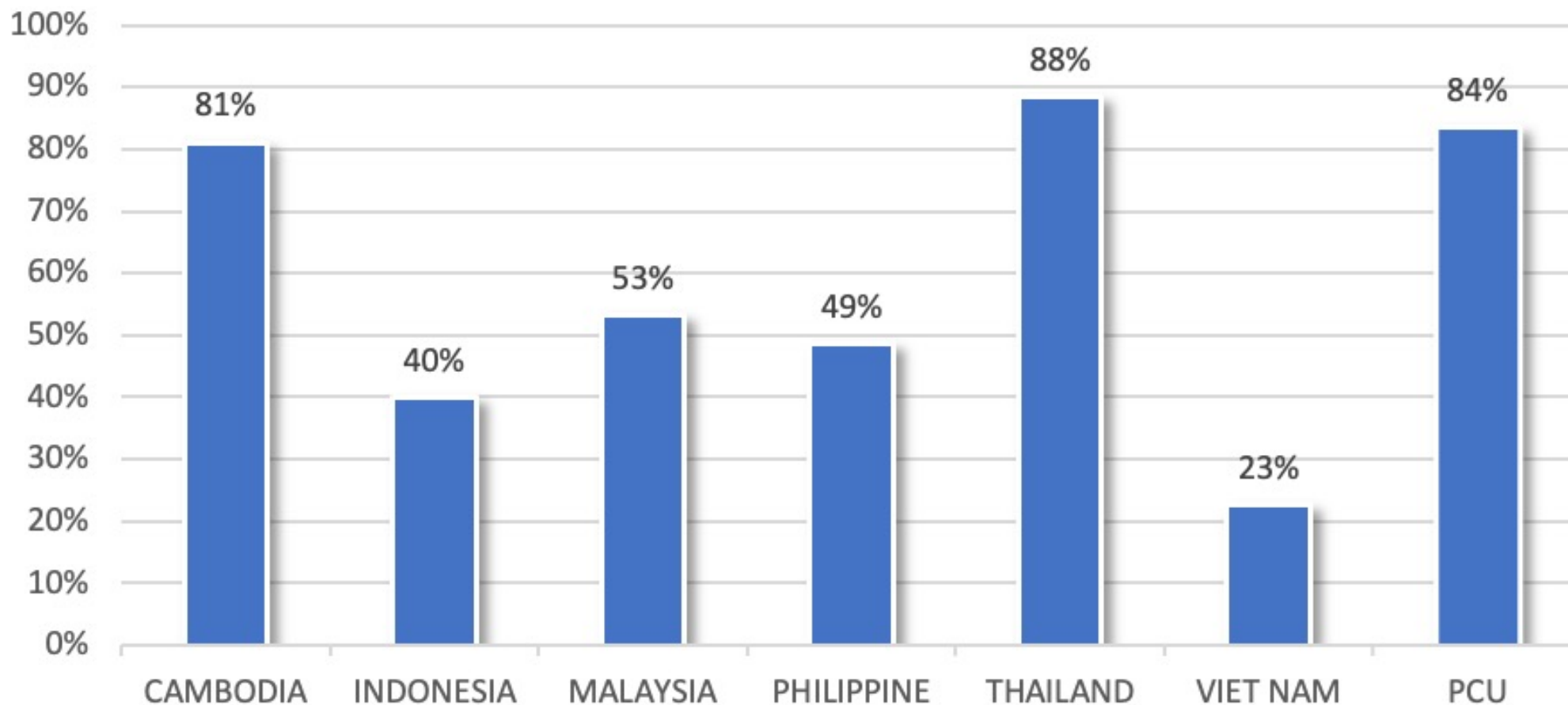
63%

59%

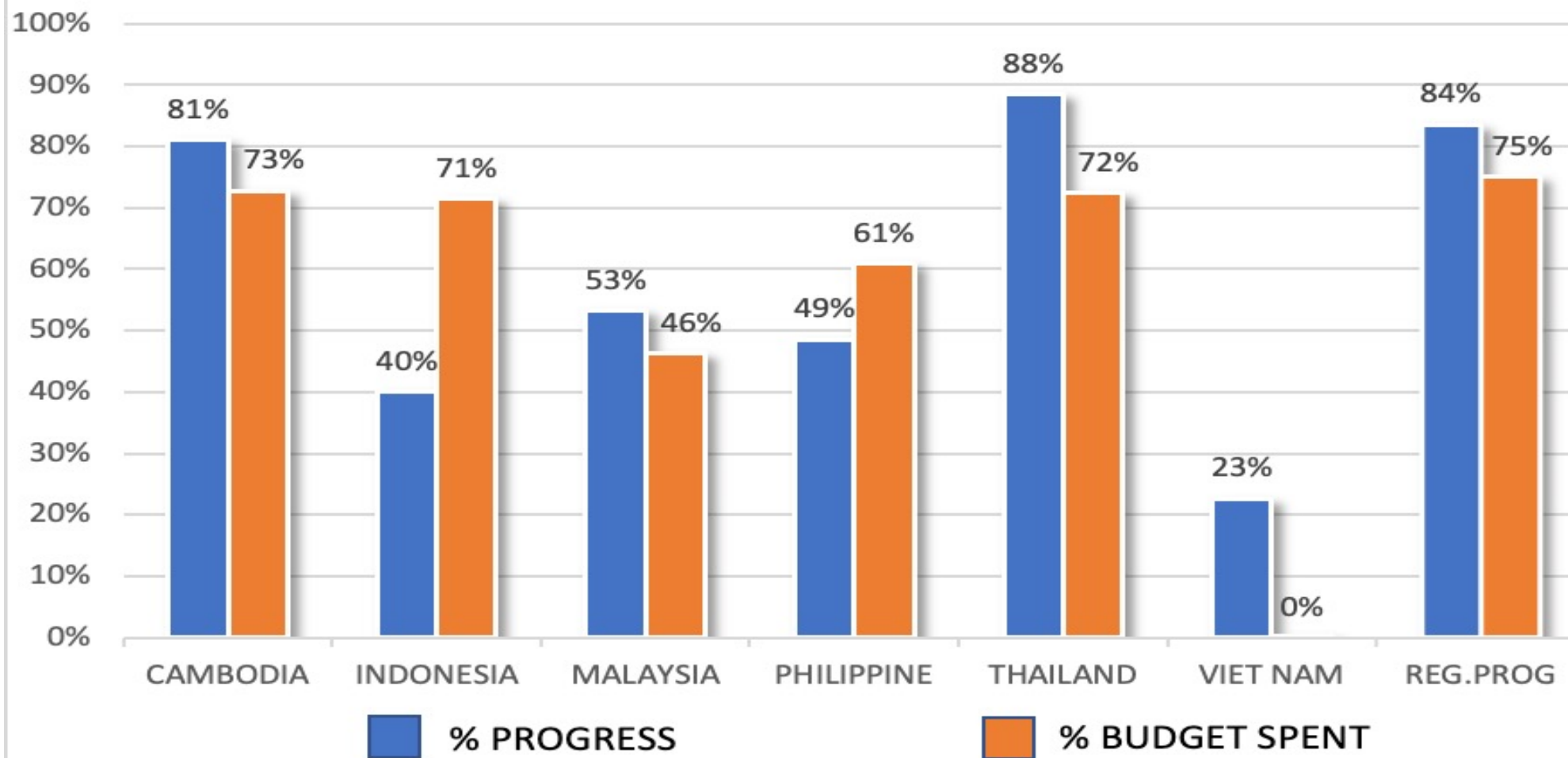
62%

71%

## Progress in % By Partners As of 31 DEC 2021



## Progress in % By Partners As of 31 DEC 2021



# ESTABLISHMENT OF FISHERIES REFUGIA

- ✓ **Three fisheries refugia**: two in Cambodia (in Kep and Koh Kong provinces) and one in Surat Thani provinces are **adopted** by the respective government.
- ✓ **Seven fisheries refugia**: one in Kampot/Cambodia, one in Trat/Thailand, two in Johor and Miri, Malaysia, and three in Bolinao, Masinloc, and Coron of Philippines are **in process for adoption** by the responsible agencies or ministry after receiving the perception and agreement from the stakeholder communities.
- ✓ **Indonesia** is in the process of **identifying the fisheries refugia boundaries** in both pilot sites that require responsible interagency support in the establishment of the fisheries management areas.
- ✓ **Viet Nam** attempts to implement at some pilot sites while reducing the scale of project implementation due to delay initiatives. It is expected that in 2022 Viet Nam will implement one or two pilot sites.



# IMPROVE OR REFORM LEGAL AND REGULATIONS

- ✓ Cambodia and Thailand have completed some related tasks to support the establishment and operation of a refugia system



Proclamation of FR in Kep Province

Proclamation of FR in Koh Kong Province

CAM\_Strategic Plan for FCM (2020-2029)

CAM\_5 Year Action Plan in KEP (2019-2023)

DOF/TH LAW-FMP for Refugia

Notification Order for FR in Surat Thani

- ✓ Philippines, Malaysia, Viet Nam underway the fisheries legislation and management plans.
- ✓ While Indonesia continues to discuss with the DG of Marine Spatial Management to include FR in the MPA regulation.



## OUTPUTS/PUBLICATIONS

OUTPUTS/PUBLICATIONS	CAM	ID	MY	PH	TH	VN	Total	Total %	Reg. Prog
Baseline/Field Surveys and Analysis	29	6	9	26	3	0	73	29	
Stakeholder Consultation	26	4	9	10	11		60	24	2
Committees Meeting	18	9	10	7	18		62	25	10
Monitoring & Enforcement at Refugia	6	0	0	0	0		6	2	
Reviews Policy, Management Plans and Profiles	9	7	0	1	5	0	22	9	1
Inception, Capacity/Awareness Building	8	5	5	8	4		30	12	
<b>Total</b>	<b>96</b>	<b>31</b>	<b>33</b>	<b>52</b>	<b>41</b>	<b>0</b>	<b>253</b>	<b>100</b>	<b>13*</b>

Remark \*. Exception quarterly reports to UNEP



# STRENGTHENED KNOWLEDGE MANAGEMENT AND INFORMATION SHARING AND ACCESS

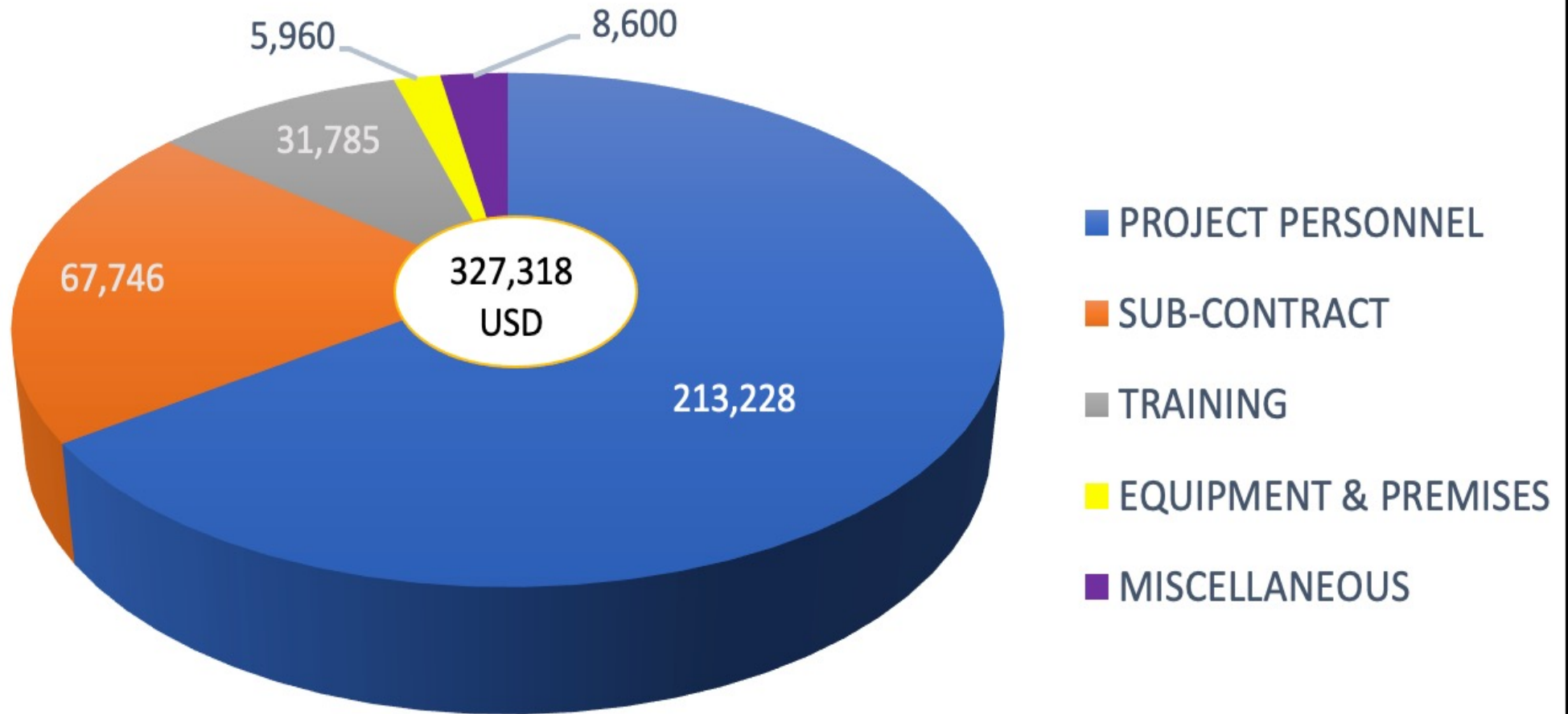
ACHIEVEMENTS	CAM	ID	MY	PH	TH	VN	Reg. Prog
Regional Web site online							Onlined
Web Portal online		Done			Done		
Learning Center established			2 or more	2			
Catch or Landing data	Available	Available	Available	Available	Available		
Early Life History Study	Available	Reviews	Available	Available	Available		
Gender equality data	Available	Available	Available	Available	Available		Available

Remark \*

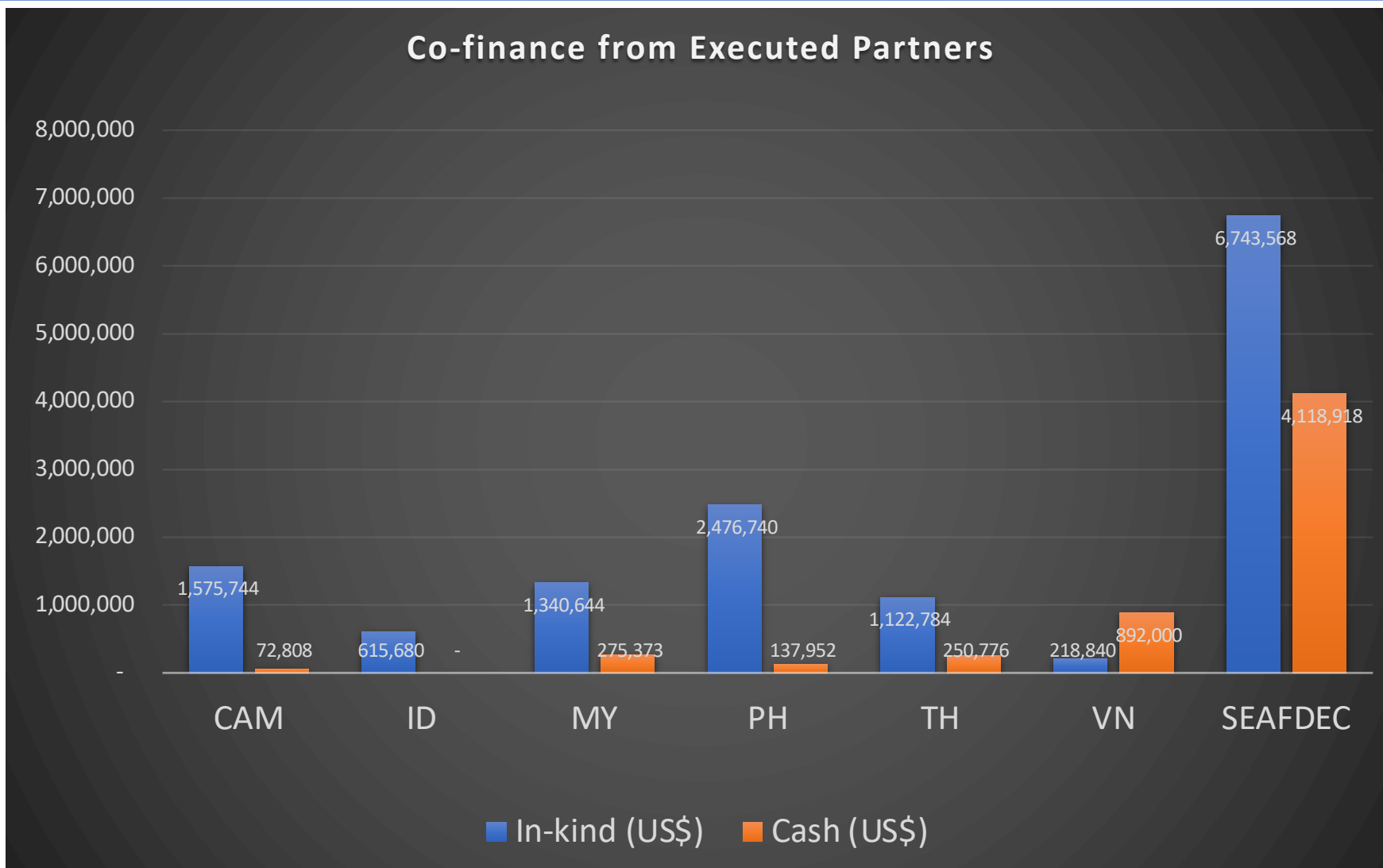
## CUMULATIVE EXPENDITURES AS OF 31 DEC 21

Code	Description	Budget Revision as at 30 JUN 2020	ALL Expenditures by Partners (6 Countries + PCU)							Cumulative Expenditures as of 31 DEC 2021	Balance as at 31 DEC 2021	
			2016	2017	2018	2019	2020	2021	###			
<b>10</b>	<b>PROJECT PERSONNEL COMPONENT</b>	<b>(A)</b>	<b>Audit</b>	<b>Audit</b>	<b>Audit</b>	<b>Audit</b>	<b>Audit</b>	<b>Audit</b>	<b>Not yet Audit</b>		<b>(B)</b>	<b>(A-B)</b>
1100	Project Personnel w/m	238,997.23	-	7,267.90	27,792.12	38,318.28	51,043.00	46,928.96	-		171,350.26	67,646.97
1200	Consultants w/m	1,315,005.25	62,328.00	168,348.35	154,697.63	179,306.64	208,146.00	159,505.53			932,332.15	382,673.10
1600	Travel on official business (above staff)	273,779.05	8,305.95	51,774.09	48,854.59	97,394.50	23,579.00	6,793.13			236,701.26	37,077.79
1999	Component Total	1,827,781.53	70,633.95	227,390.34	231,344.34	315,019.42	282,768.00	213,227.62			1,340,383.67	487,397.86
<b>20</b>	<b>SUB-CONTRACT COMPONENT</b>											
2100	Sub-contracts (MoU's/LA's for UN cooperating agencies)	-	-	-	-	-	-	-	-		-	-
2200	Sub-contracts (MoU's/LA's for non-profit supporting organizations)	274,063.49	5,730.00	9,818.59	-	14,440.38	51,710.00	54,454.26			136,153.23	137,910.26
2300	Sub-contracts (commercial purposes)	81,129.28	21.96	-	11,188.20	10,073.11	15,799.00	13,291.86			50,374.13	30,755.15
2999	Component Total	355,192.77	5,751.96	9,818.59	11,188.20	24,513.49	67,509.00	67,746.12			186,527.36	168,665.41
<b>30</b>	<b>TRAINING COMPONENT</b>											
3200	Group training (study tours, field trips, workshops, seminars, etc)	293,417.77	-	12,194.20	28,705.17	66,002.95	41,600.00	10,529.89			159,032.21	134,385.56
3300	Meetings/conferences (give title)	316,330.18	19,285.60	104.00	28,208.12	63,138.63	29,469.00	21,254.91			161,460.26	154,869.92
3999	Component Total	609,747.95	19,285.60	12,298.20	56,913.29	129,141.58	71,069.00	31,784.80			320,492.47	289,255.48
<b>40</b>	<b>EQUIPMENT &amp; PREMISES COMPONENT</b>											
4100	Expendable equipment (items under \$1,500 each, for example)	5,336.12	-	257.89	489.38	1,793.77	194.00	891.67			3,626.71	1,709.41
4200	Non-expendable equipment (computers, office equip, etc)	43,760.99	9,226.12	11,604.14	3,822.73	3,388.04	10,405.00	5,068.60			43,514.63	246.36
4300	Premises (office rent, maintenance of premises, etc)	18,585.28	-	-	5,376.00	7,496.00	894.00	-			13,766.00	4,819.28
4999	Component Total	67,682.39	9,226.12	11,862.03	9,688.11	12,677.81	11,493.00	5,960.27			60,907.34	6,775.05
<b>50</b>	<b>MISCELLANEOUS COMPONENT</b>											
5100	Operation and maintenance of equip.	876.60	-	-	-	161.60	-	631.72			793.32	83.28
5200	Reporting costs (publications, maps, newsletters, printing, etc)	30,489.29	-	117.00	-	521.86	3,581.00	2,907.77			7,127.63	23,361.66
5300	Sundry (communications, postage, freight, clearance charges, etc)	8,229.49	-	758.23	1,308.42	2,830.69	1,950.00	1,460.09			8,307.43	77.94
5400	Hospitality and entertainment	-	-	-	-	-	-	-			-	-
5500	Evaluation (consultants fees ETC)	100,000.00	-	-	-	-	-	3,600.00			3,600.00	96,400.00
5999	Component Total	139,595.38	-	875.23	1,308.42	3,514.15	5,531.00	8,599.58			19,828.38	119,767.00
99 9999	<b>GRAND TOTAL</b>	<b>3,000,000.0</b>	<b>104,897.63</b>	<b>262,244.39</b>	<b>310,442.36</b>	<b>484,866.45</b>	<b>438,370.00</b>	<b>327,318.39</b>			<b>1,928,139.22</b>	<b>1,071,860.79</b>

## OVERALL EXPENDITURES (USD) BY BUDGET LINE IN 2021



## Co-finance from Executed Partners



	CAM	ID	MY	PH	TH	VN	SEAFDEC	TOTAL
In-kind (US\$)	1,575,744	615,680	1,340,644	2,476,740	1,122,784	218,840	6,743,568	14,094,000
Cash (US\$)	72,808	-	275,373	137,952	250,776	892,000	4,118,918	5,747,828
	1,648,552	615,680	1,616,017	2,614,692	1,373,560	1,110,840	10,862,486	19,841,828

## ACTIONS BY THE COMMITTEE (RSTC5)

- The Committee is invited to consider and suggest/comment to the progress of project implementation as of December 2021.
- The Committee is also requested to endorse this report for further dissemination and online